

TECHNICAL MANUAL

DIRECT SUPPORT AND GENERAL SUPPORT MAINTENANCE
REPAIR PARTS AND SPECIAL TOOLS LISTS
(INCLUDING DEPOT MAINTENANCE REPAIR PARTS AND SPECIAL TOOLS)

FOR

CONVERTER, TELEGRAPH-TELEPHONE SIGNAL CV-425/U
(NSN 5805-00-985-9088)

HEADQUARTERS, DEPARTMENT OF THE ARMY

26 OCTOBER 1981

TECHNICAL MANUAL }
No. 11-5805-356-34P-2 }

HEADQUARTERS
DEPARTMENT OF THE ARMY
WASHINGTON, DC, 26 October 1981

DIRECT SUPPORT AND GENERAL SUPPORT MAINTENANCE
REPAIR PARTS AND SPECIAL TOOLS LIST
(INCLUDING DEPOT MAINTENANCE REPAIR PARTS AND SPECIAL TOOLS)
FOR
CONVERTER, TELEGRAPH-TELEPHONE SIGNAL CV-425/U
(NSN 5805-00-985-9088)

Current as of 19 May 1981

REPORTING ERRORS AND RECOMMENDING IMPROVEMENTS
You can help improve this manual. If you find any mistakes or if you know of a way to improve the procedures, please let us know. Mail your letter, DA Form 2028 (Recommended Changes to Publications and Blank Forms), or DA Form 2028-2 located in back of this manual direct to: Commander, US Army Communications-Electronics Command, ATTN: DRSEL-ME-MQ, Fort Monmouth, NJ 07703.
In either case, a reply will be furnished direct to you.

Table of Contents

	Page	Illus Figure
SECTION I. Introduction -----	1	
II. Repair Parts List -----	5	
GROUP 01 Converter, Telegraph-Telephone Signal CV-425/U -----	5	1
0101 Receive Card (1A1) -----	9	2
0102 Send Card (1A2) -----	13	3
0103 Component Board 3A1 -----	17	
0104 Component Board 3A2 -----	19	
SECTION III. Special Tools List (Not applicable)		
IV. National Stock Number and Part Number Index -----	20	

* This manual supersedes TM 11-5805-356-34P-2, 29 September 1978.

SECTION I

INTRODUCTION

1. Scope

This manual lists spares and repair parts; special tools; special test, measurement, and diagnostic equipment (TMDE), and other special support equipment required for performance of direct support and general support maintenance of the CV-425/U. It authorizes the requisitioning and issue of spares and repair parts as indicated by the source and maintenance codes.

2. General

This Repair Parts and Special Tools List is divided into the following sections:

a. Section II. Repair Parts List. A list of spares and repair parts authorized for use in the performance of maintenance. The list also includes parts which must be removed for replacement of the authorized parts. Parts lists are composed of functional groups in numeric sequence, with the parts in each group listed in figure and item number sequence.

b. Section III. Special Tools List. Not applicable.

c. Section IV. National Stock Number and Part Number Index. A list, in National item identification number (NIIN) sequence, of all National stock numbers (NSN) appearing in the listings, followed by a list, in alphameric sequence, of all part numbers appearing in the listings. National stock numbers and part numbers are cross-referenced to each illustration figure and item number appearance.

3. Explanation of Columns

a. Illustration. This column is divided as follows:

(1) *Figure number.* Indicates the figure number of the illustration on which the item is shown.

(2) *Item number.* The number used to identify item called out in the illustration.

b. Source, Maintenance, and Recoverability (SMR) Codes.

(1) *Source code.* Source codes indicate the manner of acquiring support items for maintenance, repair, or overhaul of end items. Source codes are entered in the first and second positions of the Uniform SMR Code format as follows:

<i>Code</i>	<i>Definition</i>
PA	Item procured and stocked for anticipated or known usage.
XD	A support item that is not stocked. When required, item will be procured through normal supply channels.

NOTE

Cannibalization or salvage may be used as a source of supply for any items source coded above except those coded XA and aircraft support items as restricted by AR 700-42.

(2) *Maintenance code.* Maintenance codes are assigned to indicate the levels of maintenance authorized to USE and REPAIR support items. The maintenance codes are entered in the third and fourth positions of the Uniform SMR Code format as follows:

(a) The maintenance code entered in the third position will indicate the lowest maintenance level authorized to remove, replace, and use the support item. The maintenance code entered in the fourth position will indicate one of the following levels of maintenance:

<i>Code</i>	<i>Application/Explanation</i>
O	Support item is removed, replaced, used at the organizational level.
F	Support item is removed, replaced, used at the direct support level.

(b) The maintenance code entered in the fourth position indicates whether the item is to

be repaired and identifies the lowest maintenance level with the capability to perform complete repair (i.e., all authorized maintenance functions). This position will contain one of the following maintenance codes:

<i>Code</i>	<i>Application/Explanation</i>
H	The lowest maintenance level capable of complete repair of the support item is the general support level.

Z — Nonreparable. No repair is authorized.

(3) *Recoverability code.* Recoverability codes are assigned to support items to indicate the disposition action on unserviceable items. The recoverability code is entered in the fifth position of the Uniform SMR Code format as follows:

<i>Recoverability codes</i>	<i>Definition</i>
Z	Nonreparable item. When unserviceable, condemn and dispose at the level indicated in position 3.
H	Reparable item. When uneconomically repairable, condemn and dispose at the general support level.

c. National Stock Number. Indicates the National stock number assigned to the item and will be used for requisitioning purposes.

d. Federal Supply Code for Manufacturer (FSCM). The FSCM is a 5-digit numeric code listed in SB 708-41/42 which is used to identify the manufacturer, distributor, or Government agency, etc.

e. Part Number. Indicates the primary number used by the manufacturer (individual, company, firm, corporation, or Government activity), which controls the design and characteristics of the item by means of its engineering drawings, specifications, standards, and inspection requirements to identify an item or range of items.

NOTE

When a stock numbered item is requisitioned, the repair part received may have a different part number than the part being replaced.

f. Description. Indicates the Federal item name and, if required, a minimum description to identify the item.

g. Unit of Measure (U/M). Indicates the standard of the basic quantity of the listed item as

used in performing the actual maintenance function. This measure is expressed by a two-character alphabetical abbreviation (e.g., ea, in, pr, etc). When the unit of measure differs from the unit of issue, the lowest unit of issue that will satisfy the required units of measure will be requisitioned.

h. Quantity Incorporated in Unit. Indicates the quantity of the item used in the breakout shown on the illustration figure, which is prepared for a functional group, subfunctional group, or an assembly. A "V" appearing in this column in lieu of a quantity indicates that no specific quantity is applicable, (e. g., shims, spacers, etc).

4. Special Information

a. The following publications pertain to the CV-425/U and its components:

TM 11-5805-356-12, Terminal, Telegraph-Telephone AN/TCC-29

TM 11-5805-356-34-2, Converter, Telegraph-Telephone Signal CV-425/U

b. National stock numbers (NSN's) that are missing from P source coded items have been applied for and will be added to this TM by future change/revision when they are entered in the Army Master Data File (AMDF). Until the NSN's are established and published, submit exception requisitions to: Commander, US Army Communications-Electronics Command, ATTN: DRSEL-MM, Fort Monmouth, NJ 07703 for the part required to support your equipment.

5. How to Locate Repair Parts

a. When National stock number or part number is unknown.

(1) *First.* Using the table of contents, determine the functional group within which the item belongs. This is necessary since illustrations are prepared for functional groups and listings are divided into the same groups.

(2) *Second.* Find the illustration covering the functional group to which the item belongs.

(3) *Third.* Identify the item on the illustration and note the illustration figure and item number of the item.

(4) *Fourth.* Using the Repair Parts Listing, find the figure and item number noted on the illustration.

b. When National stock number or part number is known.

(1) *First.* Using the Index of National Stock Numbers and Part Numbers, find the pertinent National stock number or part number. This index is in NIIN sequence followed by a list of part numbers in alphameric sequence, cross-referenced to the illustration figure number and item number.

(2) *Second.* After finding the figure and item number, locate the figure and item number in the repair parts list.

6. Abbreviations

Not applicable.

(Next printed page is 4.1)

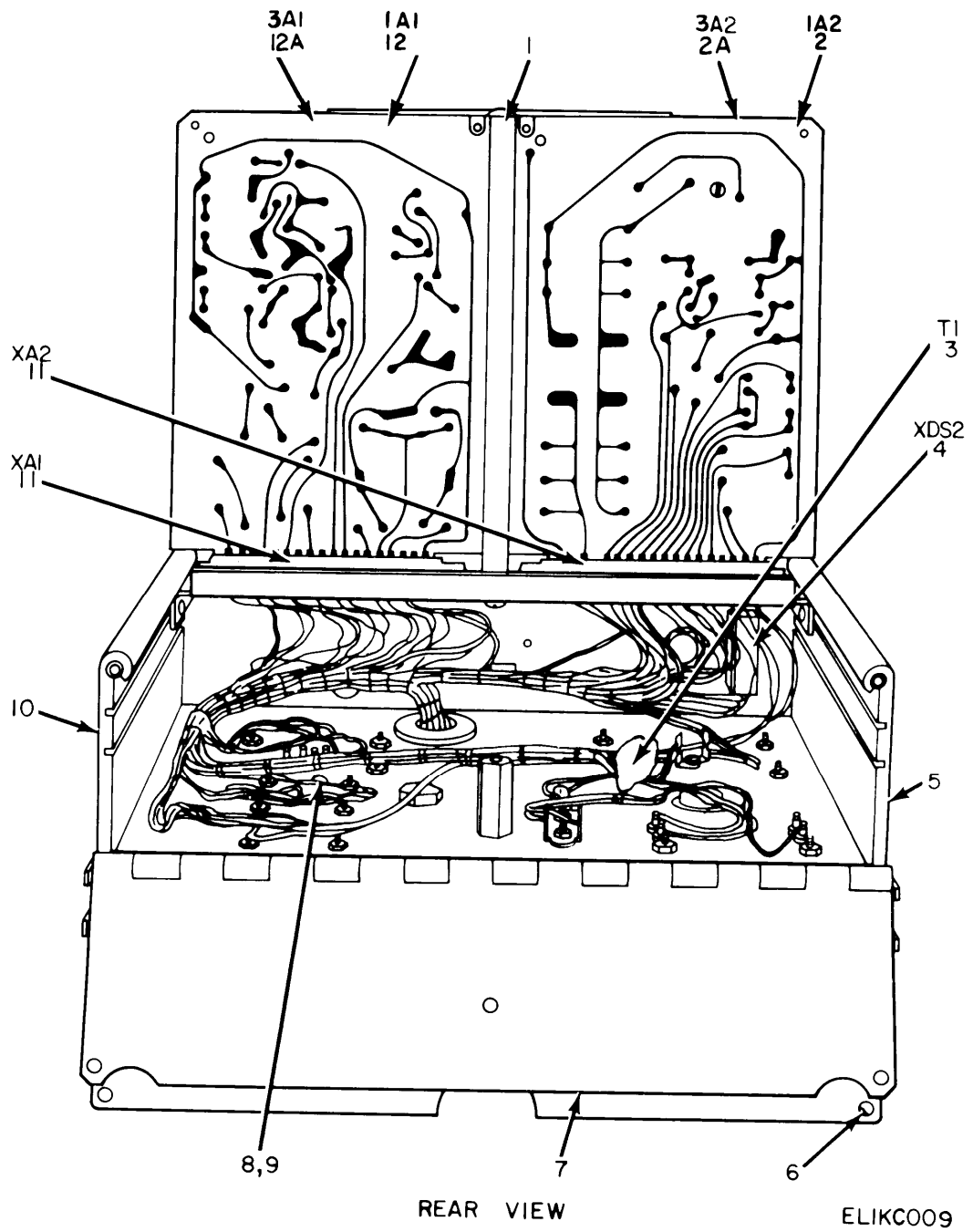


Figure 1. Converter, Telegraph-Telephone Signal CV-425/U,
Rear View (Sheet 1 of 4).

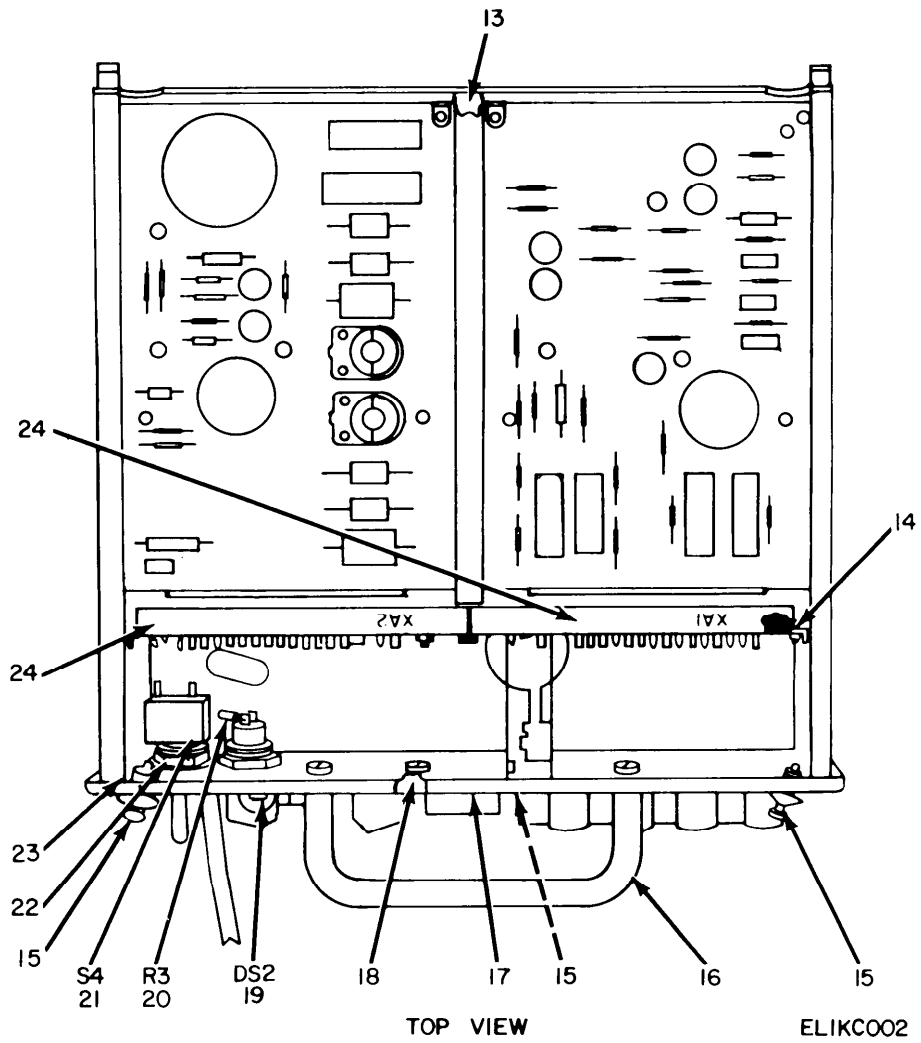
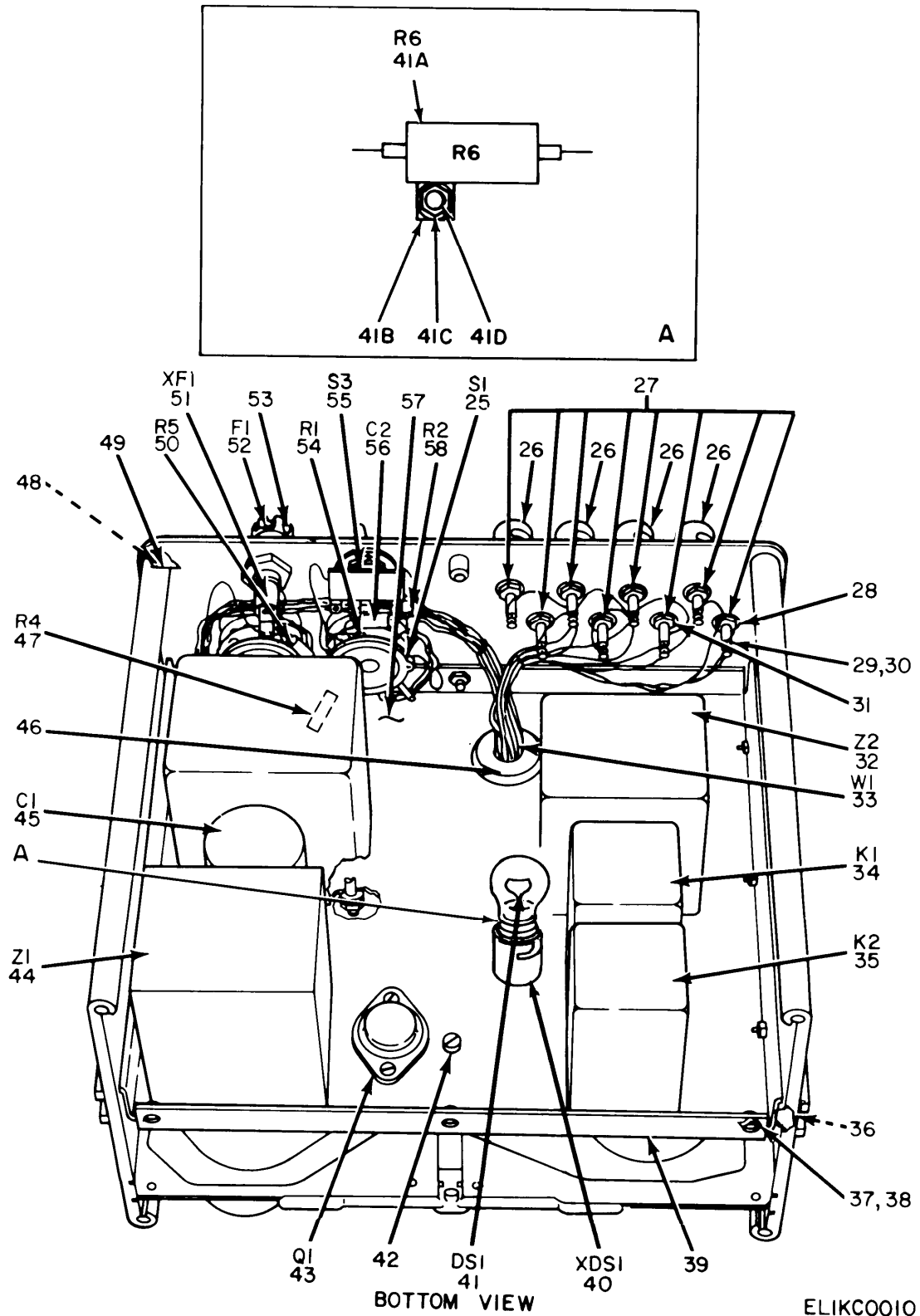


Figure 1. Converter, Telegraph-Telephone Signal CV-425/U,
Top View (Sheet 2 of 4).



ELIKCO010

Figure 1. Converter, Telegraph-Telephone Signal CV-425/U,
Bottom View (Sheet 3 of 4).

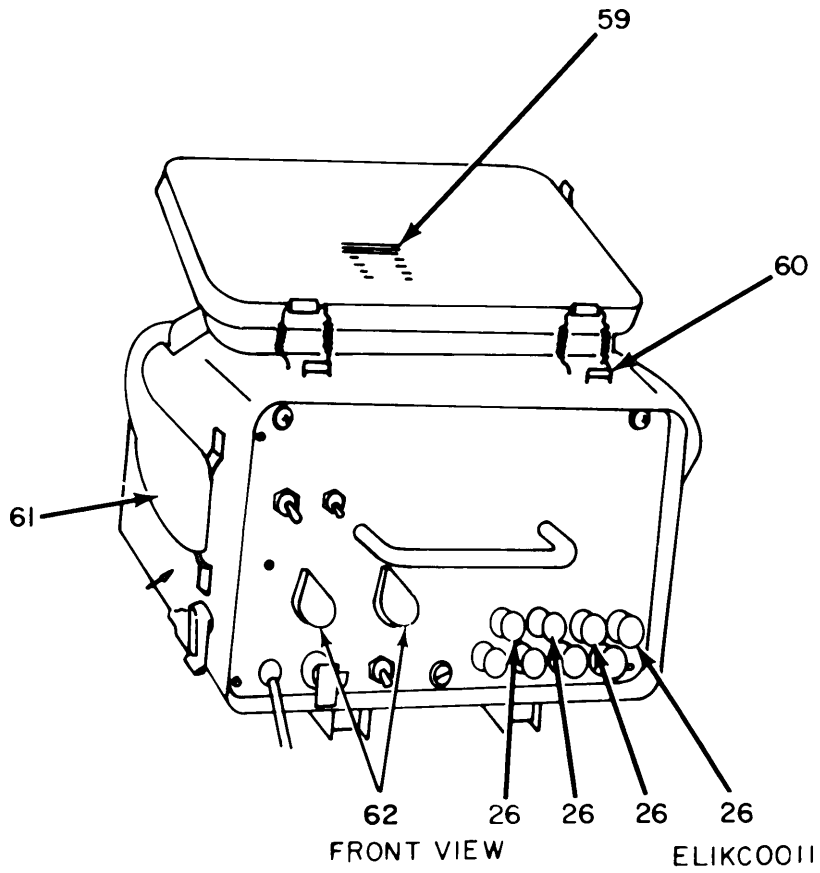
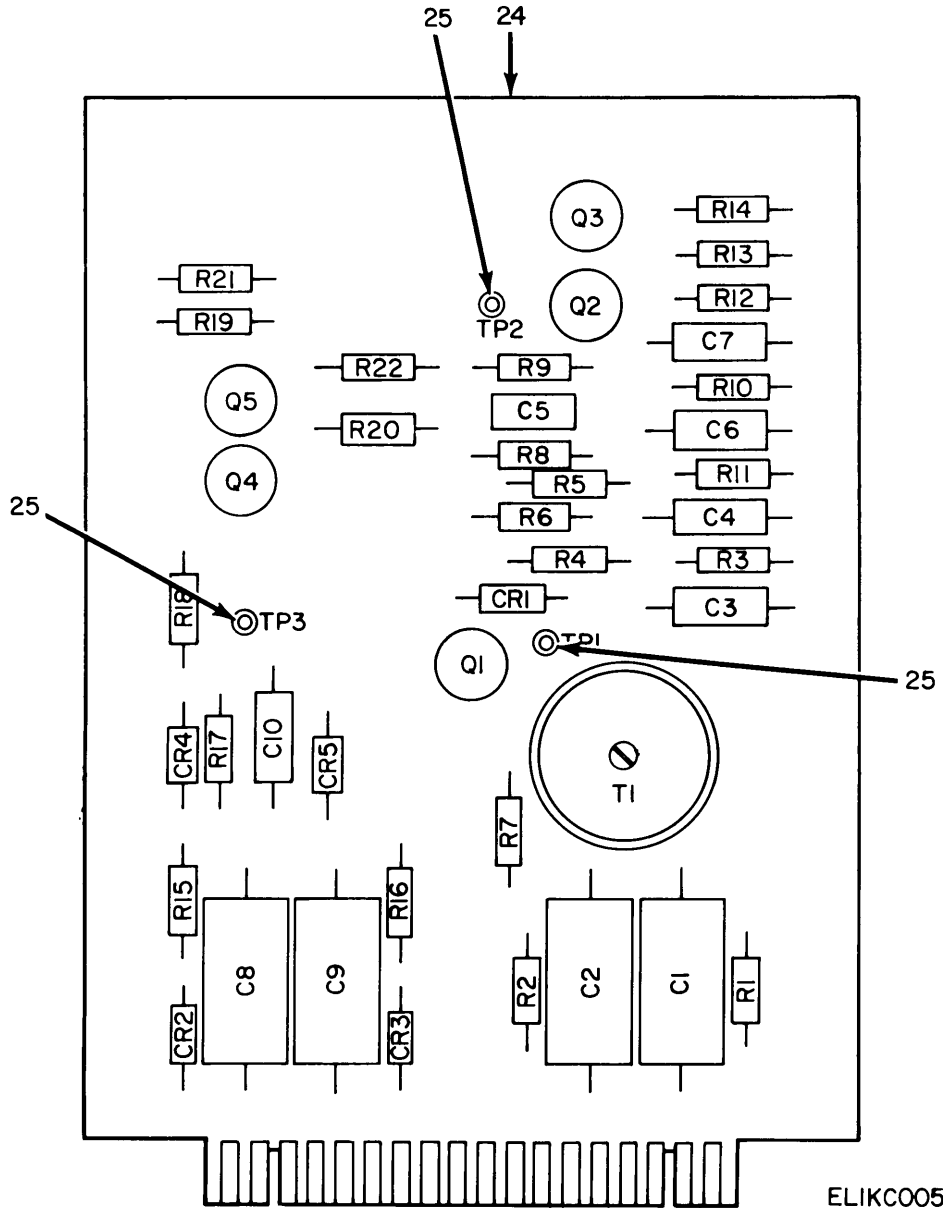


Figure 1. Converter, Telegraph-Telephone Signal CV-425/U,
Front View (Sheet 4 of 4).

SECTION II		TM 11-5805-356-34P-2						
(1)	(2)	(3)	(4)	(5)	(6)	(7)	(8)	
ILLUSTRATION		DESCRIPTION					QTY	
(a)	(b)	NATIONAL		PART		INC		
FIG	ITEM	SMR	STOCK	FSCM	NUMBER	IN		
NO	NO	CODE	NUMBER			U/M	UNIT	
USABLE ON CODE								
GROUP 01 CONVERTER, TELEGRAPH-TELEPHONE								
SIGNAL CV-425/U								
1	1	PAFZZ		80063	SM-B-552115	CARD GUIDE, CENTER	EA 1	
1	2	PAOHH	5999-01-020-4549	80063	SM-D-552251	CIRCUIT CARD ASSEMB 1A2	EA 1	
1	2A	PAOHH		5986	ABL110002	COMPONENTBOARD 3A2	EA 1	
1	3	PAFZZ		80063	SM-D-552265	TRANSFORMER, POWE	EA 1	
1	4	PAFZZ	6210-00-806-8845	96906	MS25256.2	LIGHT, INDICATOR	EA 1	
1	5	XDFZZ		80063	SM-C-552112GR1	PANEL, SIDE	EA 1	
1	6	PAFZZ	5305-00-054-6655	96906	MS35233-31	SCREW MACHINE	EA 3	
1	7	XDFZZ		80063	SM-C-552164	PANEL, REAR	EA 1	
1	8	PAFZZ	5310-00-934-9761	96906	MS35649-264	NUT, PLAIN, HEXAGON	EA 16	
1	9	PAFZZ	5310-00-043-1754	96906	MS35337-79	WASHER, LOCK	EA 28	
1	10	XDFZZ		80063	SM-C-552112GR2	PANEL, SIDE	EA 1	
1	11	PAFZZ		80063	SM-B-552168	CONNECTOR	EA 2	
1	12	PAOHH	5805-01-112-0203	80063	SC-D-552250	RECEIVE CARD 1A1	EA 1	
1	12A	PAOHH		59586	ABL110001	COMPONENT BCARD 3A1	EA 1	
1	13	XDFZZ		80063	SM-D-552253	CHASSIS, EQUIPMEN	EA 1	
1	14	PAFZZ	5305-00-543-2581	96906	MS35234-62	SCREW, MACHINE	EA 2	
1	15	PAFZZ		80063	SM-B-552121	STUD ASSEMBLY	EA 3	
1	16	XDFZZ		80063	SMB552122	HANDLE, BOW	EA 1	
1	17	XDFZZ		80063	SM-B-552120	PLAT	EA 1	
1	18	PAFZZ	5305-00-253-5615	96906	MS21318-21	SCREW, MACHINE	EA 2	
1	19	PAOZZ	6240-00-155-7836	96906	MS25237-327	LAMP, INCANDESCENT	EA 1	
1	20	PAFZZ	5905-00-299-1965	81349	RC20GF301J	RESISTOR, FIXE	EA 1	
1	21	PAFZZ	5930-00-655-1507	96906	MS25100-22	SWITCH, TOGGLE	EA 1	
1	22	PAFZZ	5940-00-258-2120	79963	379	TERMINAL, LUG	EA 1	
1	23	XDFZZ		80063	SM-D-552256	PANEL, FRONT	EA 1	
1	24	PAFZZ	5935-00-936-5518	80063	SC-D-552167	BRACKET, ELECTRICAL	EA 2	
1	25	PAFZZ	5930-01-021-2341	80063	SM-C-552257	SWITCH, ROTARY	EA 1	
1	26	PAOZZ	5970-00-869-6263	80063	SC-C-76202-1	BOOT, DUST AND MOIST	EA 8	
1	27	PAFZZ	5940-00-926-8162	81349	PB08NA02	POST, BINDING, ELECTR	EA 8	
1	28	PAFZZ	5310-00-922-8791	95987	NW10-4374	WASHER, FLAT	EA 8	
1	29	PAFZZ	5310-00-619-1148	96906	MS15795-808	WASHER, FLAT	EA 8	
1	30	PAFZZ	5310-00-058-2951	96906	MS35337-81	WASHER, LOCK	EA 10	
1	31	PAFZZ	5310-00-270-8810	96906	MS35650-104	WASHER	EA 8	
1	32	PAFZZ	5950-01-027-9121	80063	SM-D-552262	TRANSFORMER, DISCRIM	EA 1	
1	33	PAFZZ		80063	SM-C-352361	CABLE ASSEMBL	EA 1	
1	34	PAFZZ	5945-00-945-7477	80063	SM-C-552263	RELAY, ELECTROMAGNET	EA 1	
1	35	PAFZZ	5945-01-019-6923	80063	SM-C-552264	RELAY, ELECTROMAGNET	EA 1	
1	36	PAFZZ	5305-00-543-2767	96906	MS35233-18	SCREW, MACHINE	EA 4	

SECTION II

(1)	(2)	(3)	(4)	(5)	(6)	(7)	(8)
ILLUSTRATION					DESCRIPTION		QTY
(a)	(b)	NATIONAL		PART			INC
FIG	ITEM	STOCK		NUMBER	USABLE ON CODE		IN
NO	NO	NUMBER	FSCM	NUMBER		U/M	UNIT
1	37	PAFZZ 5310-00-934-9748	96906	MS35649-44	NUT, PLAIN, HEXAGON	EA	4
1	38	PAFZZ 5310-00-933-8118	96906	MS35338-135	WASHER, LOCK	EA	4
1	39	XDFZZ	80063	SM-D-552260	CHASSIS, ELECTRICAL	EA	1
1	40	PAFZZ 6250-00-947-7035	95263	12-30XP13	LAMPHOLDER	EA	1
1	41	PAOZZ 6240-00-143-3060	96906	MS15567-1	LAMP, INCANDESCENT	EA	1
1	41A	PAFZZ 5905-01-017-9643	81349	RE60G3001	RESISTOR, FIXED, WIRE COMPOSITION	EA	1
1	41B	PAFZZ 5305-00-054-5639	96906	MS35233-5	SCREW, MACHINE	EA	2
1	41C	PAFZZ 5310-00-938-2013	96906	MS35649-224	NUT, PLAIN, HEXAGON	EA	2
1	41D	PAFZZ 5310-00-058-2950	96906	MS35337-77	WASHER, LOCK	EA	2
1	42	PAFZZ 5305-00-054-5637	96906	MS51957-3	SCREW, MACHINE	EA	15
1	43	PAFZZ 5961-00-752-0218	81349	JAN2N6053	TRANSISTOR	EA	1
1	44	PAFZZ 5805-00-947-3396	80063	SM-C-552156	GENERATOR, RINGING, S	EA	1
1	45	PAFZZ 5910-00-836-6524	81349	CE44C751G	CAPACITOR, FIXED, ELE	EA	1
1	46	PAFZZ 5975-00-926-3073	28250	SR-5L-1	BUSHING, STRAIN RELI	EA	1
1	47	PAFZZ 5905-00-806-0636	81349	RC07GF330J	RESISTOR, FIXE	EA	1
1	48	PAFZZ 5305-00-054-6655	96906	MS35233-31	SCREW, MACHINE	EA	4
1	49	XDFZZ	80063	SM-D-552252	PANEL ASSEMBL	EA	1
1	50	PAFZZ 5905-00-801-6444	81349	RC07GF911J	RESISTOR, FIXE	EA	1
1	51	PAFZZ 5920-00-556-0144	81349	FHN20G	FUSEHOLDER	EA	1
1	52	PAOZZ 5920-00-281-0224	81349	F02A250V1-2AS	FUSE, CARTRIDGE	EA	1
1	53	PAFZZ	81349	34200HSA-2	CAP, ELECTRICAL	EA	1
1	54	PAFZZ 5905-00-681-6462	81349	RC07GF102J	RESISTOR, FIXE	EA	1
1	55	PAFZZ 5930-00-655-1508	96906	MS25100-23	SWITCH, TOGGLE	EA	1
1	56	PAFZZ 5910-00-007-2003	81349	M39003/01-3009	CAPACITOR, FIXED, ELE	EA	1
1	57	XDFHH	80063	SM-D-552105	CHASSIS ASSEMBLY	EA	1
1	58	PAFZZ 5905-00-686-3370	81349	RC07GF202J	RESISTOR, FIXE	EA	1
1	59	PAFZZ	80063	SM-C-98314GR3	COVER ASSEMBLY	EA	1
1	60	PAFZZ	80063	SM-D-98303GR3	CASE, ELECTRICAL	EA	1
1	61	PAOZZ 5340-00-109-7451	80063	SC-B-98316	STRAP, WEBBING	EA	1
1	62	PAOZZ	96906	MS91528-1K2B	KNOB	EA	2



ELIKC005

Figure 2. Receive Card 1A1 (Sheet 1 of 2).

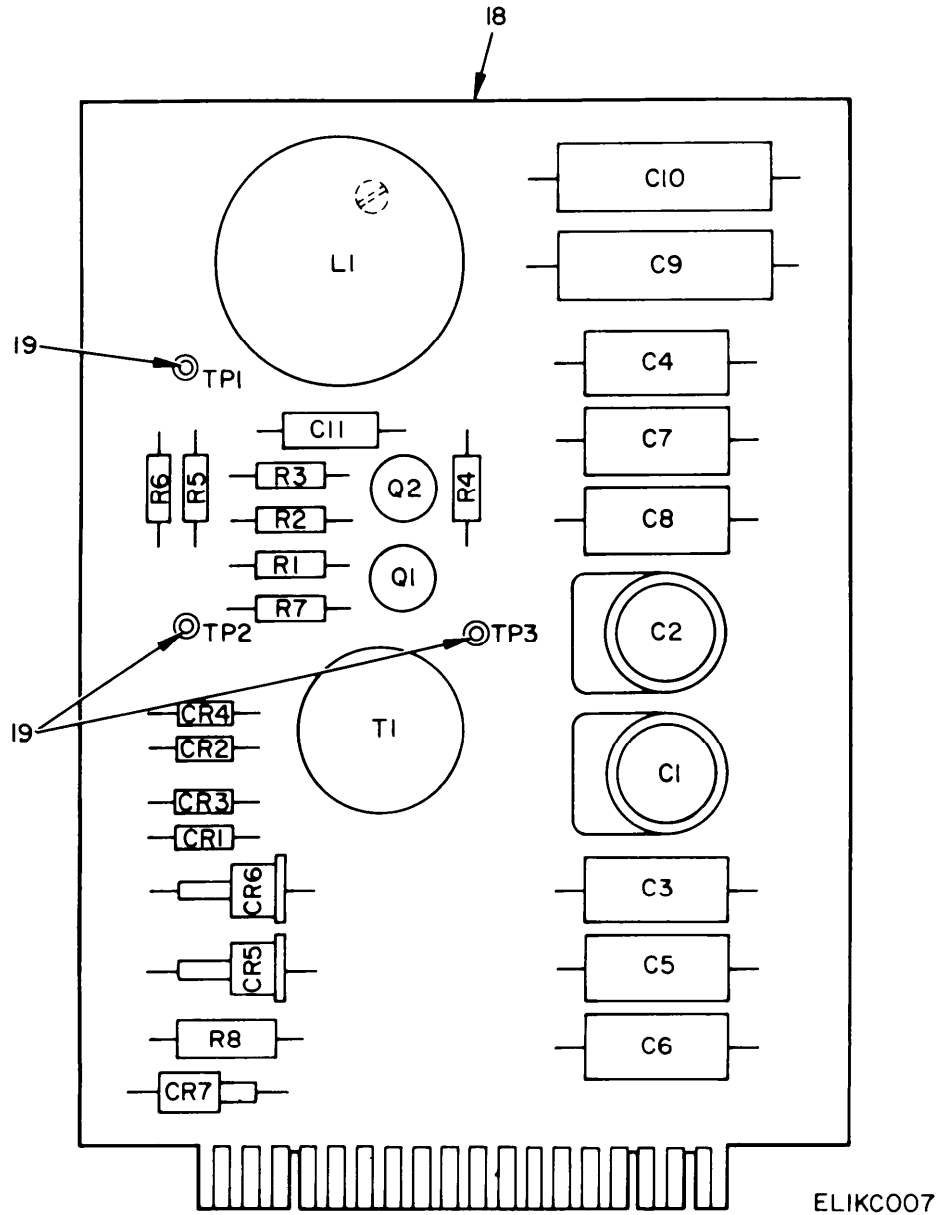
REF. DES.	ITEM NO.	REF. DES.	ITEM NO.	REF. DES.	ITEM NO.	REF. DES.	ITEM NO.
C1	1	CR2	6	R3	10	R14	18
C2	1	CR3	6	R4	11	R15	15
C3	2	CR4	6	R5	12	R16	15
C4	2	CR5	6	R6	11	R17	12
C5	3	Q1	7	R7	13	R18	19
C6	2	Q2	7	R8	14	R19	20
C7	2	Q3	7	R9	15	R20	15
C8	1	Q4	8	R10	16	R21	21
C9	1	Q5	7	R11	13	R22	22
C10	4	R1	9	R12	15	T1	23
CR1	5	R2	9	R13	17		

ELIKCO06

Figure 2. Receiver Card 1A1 (Sheet 2 of 2).

SECTION II

(1) ILLUSTRATION (a) (b) FIG ITEM NO NO	(2) SMR CODE	(3) NATIONAL STOCK NUMBER	(4) FSCM	(5) PART NUMBER	(6) DESCRIPTION USABLE ON CODE	(7) U/M	(8) QTY INC IN UNIT
GROUP 0101 RECEIVE CARD 1A1							
2	1	PAHZZ 5910-00-621-9880	81349	CP05A1KB104K	CAPACITOR, FIXED, PAP	EA	4
2	2	PAHZZ 5910-00-932-4455	81349	CSR13E156KL	CAPACITOR, FIXED, ELE	EA	4
2	3	PAHZZ 5910-00-058-1660	81349	CM05D101K03	CAPACITOR, FIXED, MIC	EA	1
2	4	PAHZZ 5910-00-879-9827	81349	CS13AE330K	CAPACITOR, FIXED, ELE	EA	1
2	5	PAHZZ 5961-01-037-0111	81349	JAN1N647-1	SEMICONDUCTOR DEVIC	EA	1
2	6	PAHZZ 5961-00-669-6884	81349	JAN1N277	SEMICONDUCTOR DEVIC	EA	4
2	7	XDHZZ 5961-00-954-4869	81349	2N3799	TRANSISTOR	EA	4
2	8	PAHZZ 5961-00-949-1440	81349	JAN2N2905A	TRANSISTOR	EA	1
2	9	PAHZZ 5905-00-725-6995	81349	RC07GF271J	RESISTOR, FIXE	EA	2
2	10	PAHZZ 5905-00-686-9994	81349	RC07GF122J	RESISTOR, FIXE	EA	1
2	11	PAHZZ 5905-00-686-3903	81349	RC07GF333J	RESISTOR, FIXE	EA	2
2	12	PAHZZ 5905-00-119-3505	81349	RC07GF683J	RESISTOR, FIXE	EA	2
2	13	PAHZZ 5905-00-683-7720	81349	RC07GF510J	RESISTOR, FIXE	EA	2
2	14	PAHZZ 5905-00-687-0002	81349	RC07GF223J	RESISTOR, FIXE	EA	1
2	15	PAHZZ 5905-00-683-2238	81349	RC07GF103J	RESISTOR, FIXE	EA	5
2	16	PAHZZ 5905-00-682-4100	81349	RC07GF622J	RESISTOR, FIXE	EA	1
2	17	PAHZZ 5905-00-686-3370	81349	RC07GF202J	RESISTOR, FIXE	EA	1
2	18	PAHZZ 5905-00-279-1890	81349	RC20GF391J	RESISTOR, FIXED, COMP	EA	1
2	19	PAHZZ 5905-00-681-6462	81349	RC07GF102J	RESISTOR, FIXE	EA	1
2	20	XDHZZ 5905-00-279-3513	81349	RC20GF221J	RESISTOR, FIXED, COMP	EA	1
2	21	PAHZZ 5905-00-686-9998	81349	RC07GF472J	RESISTOR, FIXED, COMP	EA	1
2	22	PAHZZ 5905-00-195-6806	81349	RC20GF102J	RESISTOR, FIXE	EA	1
2	23	PAHZZ 5950-01-031-4512	80063	SM-C-552268	TRANSFORMER, AUDIO F	EA	1
2	24	XDHZZ	80063	SM-D-552266	BOARD, PRINTED	EA	1
2	25	PAHZZ 5935-00-767-8187	81073	31-1	JACK, TIP	EA	3



ELIKC007

Figure 3. Send Card 1A2 (Sheet 1 of 2).

REF. DES.	ITEM NO.	REF. DES.	ITEM NO.
C1	1	CR5	6
C2	1	CR6	6
C3	2	CR7	7
C4	2	L1	8
C5	2	Q1	9
C6	2	Q2	9
C7	2	R1	10
C8	2	R2	10
C9	3	R3	11
C10	3	R4	12
C11	4	R5	13
CR1	5	R6	14
CR2	5	R7	15
CR3	5	R8	16
CR4	5	T1	17

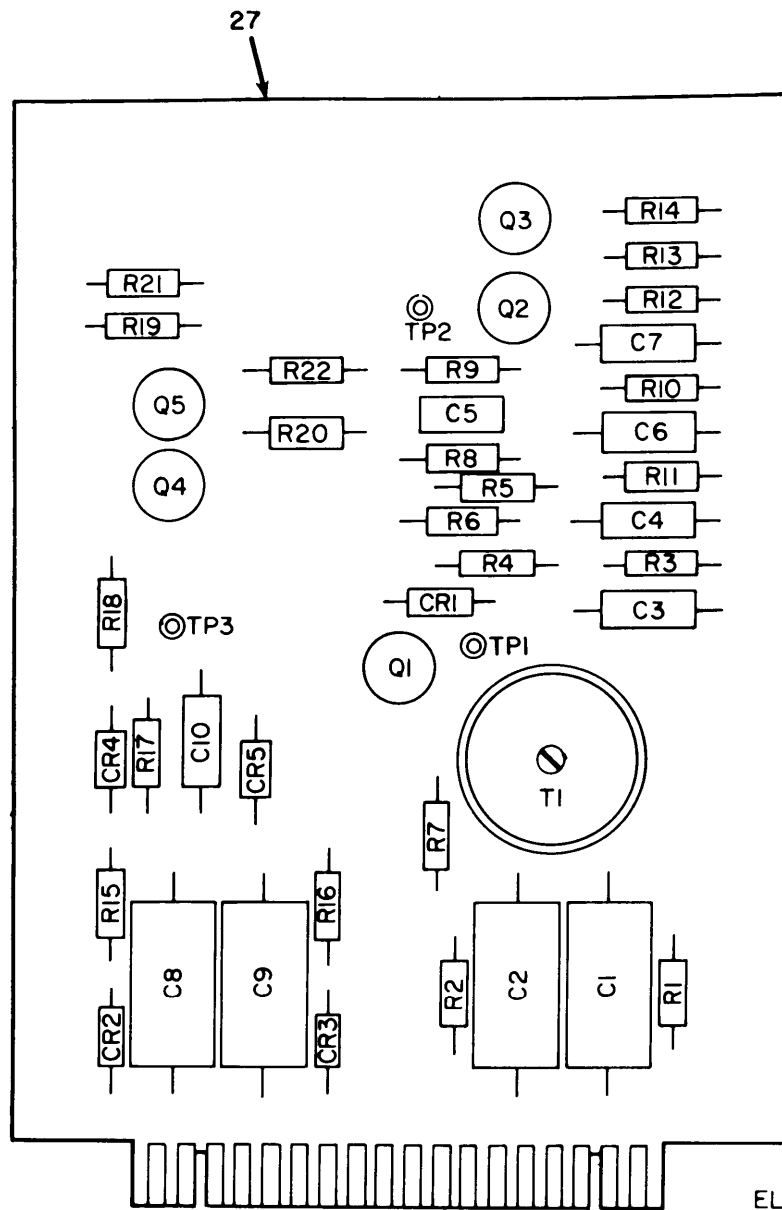
Figure 3. Send Card 1A2 (Sheet 2 of 2).

SECTION II

(1) ILLUSTRATION (a) (b) FIG ITEM NO NO	(2) SMR CODE	(3) NATIONAL STOCK NUMBER	(4) FSCM	(5) PART NUMBER	(6) DESCRIPTION USABLE ON CODE	(7) U/M	(8) QTY INC IN UNIT
GROUP 0102 SEND CARDIA2							
3	1	PAHZZ		96238 A42020002	CAPACITOR, VARIABLE	EA	2
3	2	PAHZZ		96238 C42000031	CAPACITOR SELECT AT TEST	EA	6
3	2	PAHZZ		81349 CM20FF161GN3	CAPACITOR FIXED SELECT AT TEST	EA	6
3	2	PAHZZ	5910-00-947-3401	00853 KR10F181GN	CAPACITOR, FIXED, MIC SELECT AT TEST	EA	6
3	2	PAHZZ		81349 CM20FF201G03	CAPACITOR FIXED SELECT AT TEST	EA	6
3	2	PAHZZ		81349 CM20FF221GN3	CAPACITOR FIXED SELECT AT TEST	EA	6
3	2	PAHZZ		81349 CM20FF241GN3	CAPACITOR FIXED SELECT AT TEST	EA	6
3	2	PAHZZ		81349 CM20FF271GN3	CAPACITOR, FIXED SELECT AT TEST	EA	6
3	2	PAHZZ		81349 CM20FF301GN3	CAPACITOR FIXED SELECT AT TEST	EA	6
3	2	PAHZZ		81349 CM20FF331GN3	CAPACITOR FIXED SELECT AT TEST	EA	6
3	2	PAHZZ		81349 CM20FF361GN3	CAPACITOR FIXED SELECT AT TEST	EA	6
3	2	PAHZZ		81349 CM20FF391GN3	CAPACITOR FIXED SELECT AT TEST	EA	6
3	2	PAHZZ		81349 CM20FF431GN3	CAPACITOR FIXED SELECT AT TEST	EA	6
3	2	PAHZZ		81349 CM22FF471GN3	CAPACITOR FIXED SELECT AT TEST	EA	6
3	2	PAHZZ	5910-00-728-1572	81349 CM20FF511G03	CAPACITOR, FIXED, MIC SELECT AT TEST	EA	6
3	2	PAHZZ	5910-00-926-2430	81349 CM20FD561GN3	CAPACITOR, FIXED, MIC SELECT AT TEST	EA	6
3	2	PAHZZ	5910-00-727-2550	81349 CM20FD621G03	CAPACITOR, FIXED SELECT AT TEST	EA	6
3	2	PAHZZ		81349 CM20CH390JN3	CAPACITOR FIXED SELECT AT TEST	EA	6
3	2	PAHZZ	5910-00-904-6427	81349 CM20FF102G03	CAPACITOR, FIXED, MIC SELECT AT TEST	EA	6
3	2	PAHZZ	5910-00-244-8671	81349 CM20CH300JN3	CAPACITOR, FIXED, MIC SELECT AT TEST	EA	6
3	2	PAHZZ	5910-00-850-0541	81349 CM15ED470G03	CAPACITOR, FIXED SELECT AT TEST	EA	6
3	2	PAHZZ	5910-00-901-8796	81349 CM15FD560G03	CAPACITOR, FIXED SELECT AT TEST	EA	6
3	2	PAHZZ		81349 CM20EF680JN3	CAPACITOR FIXED SELECT AT TEST	EA	6
3	2	PAHZZ		81349 CM20FF750JN3	CAPACITOR FIXED SELECT AT TEST	EA	6
3	2	PAHZZ		81349 CM20FF820JN3	CAPACITOR FIXED SELECT AT TEST	EA	6
3	2	PAHZZ	5910-00-772-1217	81349 CM15FD910G03	CAPACITOR, FIXED SELECT AT TEST	EA	6
3	2	PAHZZ	5910-00-717-0169	81349 CM15FD101G03	CAPACITOR, FIXED SELECT AT TEST	EA	6
3	2	PAHZZ	5910-00-766-8788	81349 CM15FD111G03	CAPACITOR, FIXED SELECT AT TEST	EA	6
3	2	PAHZZ	5910-00-725-1992	81349 CM15FD121G03	CAPACITOR, FIXED SELECT AT TEST	EA	6
3	2	PAHZZ		81349 CM30FD123GN3	CAPACITOR FIXED SELECT AT TEST	EA	6
3	2	PAHZZ		81349 CM30FD152GN3	CAPACITOR FIXED SELECT AT TEST	EA	6
3	2	PAHZZ	5910-00-925-3615	81349 CM20FD821GP3	CAPACITOR, FIXED SELECT AT TEST	EA	6
3	2	PAHZZ		81349 CM35FD512GN3	CAPACITOR FIXED SELECT AT TEST	EA	6
3	2	PAHZZ		81349 CM35FD562GN3	CAPACITOR FIXED SELECT AT TEST	EA	6
3	3	PAHZZ	5910-00-818-9758	81349 CP05A1KB224K3	CAPACITOR, FIXE	EA	2
3	4	PAHZZ	5910-00-007-2003	81349 CS13AE150K	CAPACITOR, FIXED, ELE	EA	1
3	5	PAHZZ	5961-00-577-6084	81350 1N645	SEMICONDUCTOR DEVIC	EA	4
3	6	PAHZZ	5961-00-957-6865	81349 JAN1N3611	SEMICONDUCTOR DEVIC	EA	2
3	7	PAHZZ		80064 1N3026B	SEMICONDUCTOR	EA	1

SECTION II

(1) ILLUSTRATION (a) FIG NO	(2) (b) ITEM NO	(3) NATIONAL STOCK NUMBER	(4) FSCM	(5) PART NUMBER	(6) DESCRIPTION USABLE ON CODE	(7) U/M	(8) QTY INC IN UNIT
3	8	PAHZZ	96238	A43010001	REACTOR	EA	1
3	9	XDHZZ	5961-00-752-5229	81349 2N404	TRANSISTOR	EA	2
3	10	PAHZZ	5905-00-686-3368	81349 RC07GF203J	RESISTOR, FIXE	EA	2
3	11	PAHZZ	5905-00-683-2241	81349 RC07GF512J	RESISTOR, FIXE	EA	1
3	12	PAHZZ	5905-00-683-2235	81349 RC07GF680J	RESISTOR, FIXE	EA	1
3	13	PAHZZ	5905-00-682-4108	81349 RC07GF241J	RESISTOR, FIXE	EA	1
3	14	PAHZZ	5905-00-683-2242	81349 RC07GF471J	RESISTOR, FIXE	EA	1
3	15	PAHZZ	5905-00-725-6995	81349 RC07GF271J	RESISTOR, FIXE	EA	1
3	16	PAHZZ	5905-00-121-9861	81349 RCR32G102JM	RESISTOR, FIXED, COMP	EA	1
3	17	PAHZZ	5950-00-945-6426	80063 SM-C-552270	TRANSFORMER, AUDIO F	EA	1
3	18	XDHZZ	80063	SM-D-867004	BOARD, PRINTED	EA	1
3	19	PAHZZ	5935-00-767-8187	81073 31-1	JACK, TIP	EA	3



ELIKC0012

Figure 4. Receiver Card 1A1 (Sheet 1 of 2).

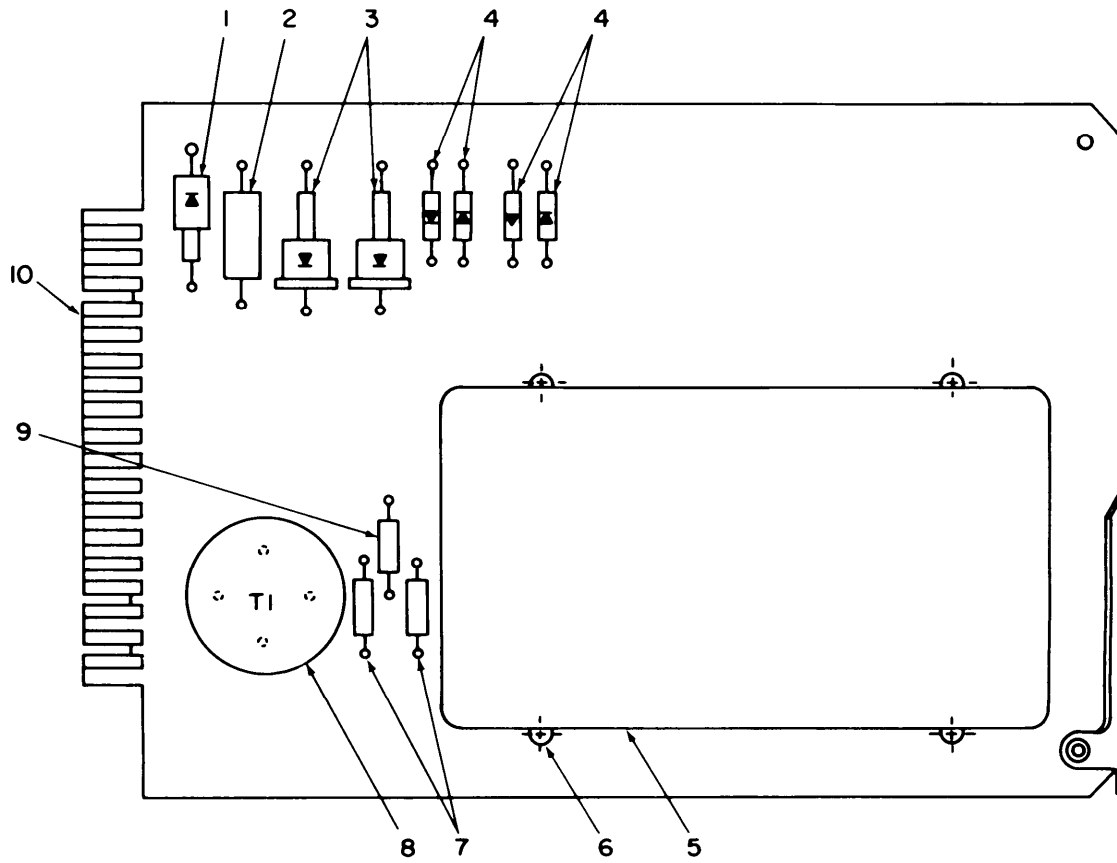
REF. DES.	ITEM NO.	REF. DES.	ITEM NO.	REF. DES.	ITEM NO.	REF. DES.	ITEM NO.
C1	1	CR2	6	R3	11	R14	19
C2	1	CR3	6	R4	12	R15	16
C3	2	CR4	7	R5	13	R16	16
C4	2	CR5	7	R6	12	R17	20
C5	3	Q1	8	R7	14	R18	21
C6	2	Q2	8	R8	15	R19	22
C7	2	Q3	9	R9	16	R20	23
C8	4	Q4	8	R10	17	R21	24
C9	4	Q5	9	R11	14	R22	25
C10	5	R1	10	R12	16	T1	26
CR1	6	R2	10	R13	18		

ELIKC0013

Figure 4. Receiver Card 1A1 (Sheet 2 of 2).

SECTION II

(1) ILLUSTRATION (a) (b) FIG ITEM NO NO	(2) SMR CODE	(3) NATIONAL STOCK NUMBER	(4) FSCM	(5) PART NUMBER	(6) DESCRIPTION USABLE ON CODE	(7) U/M	(8) QTY INC IN UNIT
GROUP 0103 COMPONENT BOARD 3A1							
4	1	PAHZZ 5910-00-621-9880	81349	CP05A1KB104K	CAPACITOR, FIXED, PAPER	EA	2
4	2	PAHZZ 5910-00-932-4455	81349	CSR13E156KL	CAPACITOR, FIXED, ELECTROLYTIC	EA	4
4	3	PAHZZ 5910-00-058-1660	81349	CM05D101K03	CAPACITOR, FIXED, MICA	EA	1
4	4	PAHZZ	81349	CP015A1KB104K3	CAPACITOR, FIXED, PAPER	EA	2
4	5	PAHZZ 5910-00-021-8075	81349	M39003/01-2257	CAPACITOR, FIXED, ELECTROLYTIC	EA	1
4	6	PAHZZ 5961-01-037-0111	81349	JAN1N647-1	SEMICONDUCTOR DEVICE, DIODE	EA	3
4	7	PAHZZ 5961-00-669-6884	81349	JAN1N277	SEMICONDUCTOR DIVICE, DIODE	EA	2
4	8	PAHZZ	81349	JAN2N3799	TRANSISTOR	EA	3
4	9	PAHZZ 5961-00-949-1440	81349	JAN2N2905A	TRANSISTOR	EA	2
4	10	PAHZZ 5905-00-725-6995	81349	RC07GF271J	RESISTOR, FIXED, COMPOSITION	EA	2
4	11	PAHZZ 5905-00-686-9994	81349	RC07GF122J	RESISTOR, FIXED, COMPOSITION	EA	1
4	12	PAHZZ 5905-00-111-4750	81349	RCR07G3001JS	RESISTOR, FIXED, COMPOSITION	EA	2
4	13	PAHZZ 5905-00-686-3903	81349	RC07GF333J	RESISTOR, FIXED, COMPOSITION	EA	3
4	14	PAHZZ 5905-00-683-7720	81349	RC07GF510J	RESISTOR, FIXED, COMPOSITION	EA	2
4	15	PAHZZ 5905-00-687-0002	81349	RC07GF223J	RESISTOR, FIXED, COMPOSITION	EA	1
4	16	PAHZZ 5905-00-683-2238	81349	RC07GF103J	RESISTOR, FIXED, COMPOSITION	EA	4
4	17	PAHZZ 5905-00-682-4100	81349	RC07GF622J	RESISTOR, FIXED, COMPOSITION	EA	1
4	18	PAHZZ 5905-00-686-3368	81349	RC07GF203J	RESISTOR, FIXED, COMPOSITION	EA	1
4	19	PAHZZ 5905-00-299-1541	81349	RC20GF151J	RESISTOR, FIXED, COMPOSITION	EA	1
4	20	PAHZZ 5905-00-800-0179	81349	RC07GF563J	RESISTOR, FIXED, COMPOSITION	EA	1
4	21	PAHZZ 5905-00-681-6462	81349	RC07GF102J	RESISTOR, FIXED, COMPOSITION	EA	1
4	22	PAHZZ 5905-00-279-3513	81349	RC20GF221J	RESISTOR, FIXED, COMPOSITION	EA	1
4	23	PAHZZ 5905-00-831-6134	81349	RC07GF822J	RESISTOR, COMPOSITION	EA	1
4	24	PAHZZ 5905-00-686-9998	81349	RC07GF472J	RESISTOR, FIXED, COMPOSITION	EA	1
4	25	PAHZZ 5905-00-279-1757	81349	RC20GF152J	RESISTOR, FIXED, COMPOSITION	EA	1
4	26	PAHZZ 5950-01-031-4512	80063	SM-C-552268	TRANSFORMER, AUDIO FREQUENCY	EA	1
4	27	XDHZZ	80063	SM-D-552266	CIRCUIT BOARD	EA	1



ELIKCO013

Figure 5. Receiver Card.

SECTION II

(1) ILLUSTRATION (a) (b) FIG ITEM NO NO	(2) SMR CODE	(3) NATIONAL STOCK NUMBER	(4) FSCM	(5) PART NUMBER	(6) DESCRIPTION USABLE ON CODE	(7) U/M	(8) QTY INC IN UNIT
GROUP 0104 COMPONENT BOARD 3A2							
5	1	PAHZZ	5961-00-849-4186	81349	JAN1N3027B	SEMICONDUCTOR DEVICE,DIODE	EA 1
5	2	PAHZZ	5905-00-121-9861	81349	RCR32G102JM	RESISTOR, FIXED, COMPOSITION	EA 1
5	3	PAHZZ	5961-00-957-6865	81349	JAN1N3611	SEMICONDUCTOR DEVICE,DIODE	EA 2
5	4	PAHZZ	5961-00-087-6047	81349	JAN1N645	SEMICONDUCTOR DEVICE,DIODE	EA 4
5	5	XAJZZ		80063	SM-C-867005	OSCILLATOR ASSEMBLY	EA 1
5	6	PAHZZ	5310-00-801-4420	80205	NAS679C06M	NUT, SELF-LOCKING, HEXAGON	EA 4
5	7	PAHZZ	5905-00-111-4750	81349	RCR07G301JS	RESISTOR, FIXED, COMPOSITION	EA 2
5	8	PAHZZ	5950-00-945-6426	80063	SM-C-552270	TRANSFORMER, AUDIO FREQUENCY	EA 1
5	9	PAHZZ	5905-00-121-9932	81349	RCR07G391JS	RESISTOR, FIXED, COMPOSITION	EA 1
5	10	XDHZZ		80063	SM-D-867004	CIRCUIT BOARD	EA 1

NATIONAL STOCK NUMBER AND PART NUMBER INDEX

STOCK NUMBER	FIGURE NO.	ITEM NO.	STOCK NUMBER	FIGURE NO.	ITEM NO.
5910-00-007-2003	1	56	5905-00-686-9998	2	21
5910-00-007-2003	3	4	5905-00-686-9998	4	24
5910-00-021-8075	4	5	5905-00-687-0002	2	14
5310-00-043-1754	1	9	5905-00-687-0002	4	15
5305-00-054-5637	1	42	5910-00-717-0169	3	2
5305-00-054-5639	1	41B	5910-00-725-1992	3	2
5305-00-054-6655	1	6	5905-00-725-6995	2	9
5305-00-054-6655	1	4B	5905-00-725-6995	3	15
5910-00-058-1660	2	3	5905-00-725-6995	4	10
5910-00-058-1660	4	3	5910-00-727-2550	3	2
5310-00-058-2950	1	41D	5910-00-728-1572	3	2
5310-00-058-2951	1	30	5961-00-752-0218	1	43
5961-00-087-6047	5	4	5961-00-752-5229	3	9
5340-00-109-7451	1	61	5910-00-766-8788	3	2
5905-00-111-4750	5	7	5935-00-767-8187	2	25
5905-00-119-3505	2	12	5935-00-767-8187	3	19
5905-00-121-9861	3	16	5910-00-772-1217	3	2
5905-00-121-9861	5	2	5905-00-800-0179	4	20
5905-00-121-9932	5	9	5310-00-801-4420	5	6
6240-00-143-3060	1	41	5905-00-801-6444	1	50
6240-00-155-7836	1	19	5905-00-806-0636	1	47
5905-00-195-6806	2	22	6210-00-806-8845	1	4
5910-00-244-8671	3	2	5910-00-818-9758	3	3
5305-00-253-5615	1	18	5905-00-831-6134	4	23
5940-00-258-2120	1	22	5910-00-836-6524	1	45
5310-00-270-8810	1	31	5961-00-849-4186	5	1
5905-00-279-1757	4	25	5910-00-850-0541	3	2
5905-00-279-1890	2	18	5970-00-869-6263	1	26
5905-00-279-3513	2	20	5910-00-879-9827	2	4
5905-00-279-3513	4	22	5910-00-901-8796	3	2
5920-00-281-0224	1	52	5910-00-904-6427	3	2
5905-00-299-1541	4	19	5310-00-922-8791	1	28
5905-00-299-1965	1	20	5910-00-925-3615	3	2
5305-00-543-2581	1	14	5910-00-926-2430	3	2
5305-00-543-2767	1	36	5975-00-926-3073	1	46
5920-00-556-0144	1	51	5940-00-926-8162	1	27
5961-00-577-6084	3	5	5910-00-932-4455	2	2
5310-00-619-1148	1	29	5910-00-932-4455	4	2
5910-00-621-9880	2	1	5310-00-933-8118	1	38
5910-00-621-9880	4	1	5310-00-934-9748	1	37
5930-00-655-1507	1	21	5310-00-934-9761	1	8
5930-00-655-1508	1	55	5935-00-936-5518	1	24
5961-00-669-6884	2	6	5310-00-938-2013	1	41C
5961-00-669-6884	4	7	5950-00-945-6426	3	17
5905-00-681-6462	1	54	5950-00-945-6426	5	8
5905-00-681-6462	2	19	5945-00-945-7477	1	34
5905-00-681-6462	4	21	5805-00-947-3396	1	44
5905-00-682-4100	2	16	5910-00-947-3401	3	2
5905-00-682-4100	4	17	6250-00-947-7035	1	40
5905-00-682-4108	3	13	5961-00-949-1440	2	8
5905-00-683-2235	3	12	5961-00-949-1440	4	9
5905-00-683-2238	2	15	5961-00-954-4869	2	7
5905-00-683-2238	4	16	5961-00-957-6865	3	6
5905-00-683-2241	3	11	5961-00-957-6865	5	3
5905-00-683-2242	3	14	5905-01-017-9643	1	41A
5905-00-683-7720	2	13	5945-01-019-6923	1	35
5905-00-683-7720	4	14	5999-01-020-4549	1	2
5905-00-686-3368	3	10	5930-01-021-2341	1	25
5905-00-686-3368	4	18	5950-01-027-9121	1	32
5905-00-686-3370	1	58	5950-01-031-4512	2	23
5905-00-686-3370	2	17	5950-01-031-4512	4	26
5905-00-686-3903	2	11	5961-01-037-0111	2	5
5905-00-686-3903	4	13	5961-01-037-0111	4	6
5905-00-686-9994	2	10	5805-01-112-0203	1	12
5905-00-686-9994	4	11			

FSCM	PART NUMBER	FIGURE NO.	ITEM NO.	FSCM	PART NUMBER	FIGURE NO.	ITEM NO.
59586	ABL110001	1	12A	81349	CM15FD121G03	3	2
59586	ABL110002	1	2A	81349	CM15FD560G03	3	2
96238	A42020002	3	1	81349	CM15FD910G03	3	2
96238	A43010001	3	8	81349	CM20CH300JN3	3	2
81349	CE44C751G	1	45	81349	CM20CH390JN3	3	2
81349	CM05D101K03	2	3	81349	CM20EF680JN3	3	2
81349	CM05D101K03	4	3	81349	CM20FD561GN3	3	2
81349	CM15ED470G03	3	2	81349	CM20FD621G03	3	2
81349	CM15FD101G03	3	2	81349	CM20FD821G03	3	2
81349	CM15FD111G03	3	2	81349	CM20FF102G03	3	2

NATIONAL STOCK NUMBER AND PART NUMBER INDEX

FSCM	PART NUMBER	FIGURE NO.	ITEM NO.	FSCM	PART NUMBER	FIGURE NO.	ITEM NO.
81349	CM20FF161GN3	3	2	81349	RC07GF202J	2	17
81349	CM20FF201G03	3	2	81349	RC07GF203J	3	10
81349	CM20FF221GN3	3	2	81349	RC07GF203J	4	18
81349	CM20FF241GN3	3	2	81349	RC07GF223J	2	14
81349	CM20FF271GN3	3	2	81349	RC07GF223J	4	15
81349	CM20FF301GN3	3	2	81349	RC07GF241J	3	13
81349	CM20FF331GN3	3	2	81349	RC07GF271J	2	9
81349	CM20FF361GN3	3	2	81349	RC07GF271J	3	15
81349	CM20FF391GN3	3	2	81349	RC07GF271J	4	10
81349	CM20FF431GN3	3	2	81349	RC07GF330J	1	47
81349	CM20FF511G03	3	2	81349	RC07GF333J	2	11
81349	CM20FF750JN3	3	2	81349	RC07GF333J	4	13
81349	CM20FF820JN3	3	2	81349	RC07GF471J	3	14
81349	CM22FF471GN3	3	2	81349	RC07GF472J	2	21
81349	CM30FD123GN3	3	2	81349	RC07GF472J	4	24
81349	CM30FD152GN3	3	2	81349	RC07GF510J	2	13
81349	CM35FD512GN3	3	2	81349	RC07GF510J	4	14
81349	CM35FD562GN3	3	2	81349	RC07GF512J	3	11
81349	CP015A1KB104K3	4	4	81349	RC07GF563J	4	20
81349	CP05A1KB104K	2	1	81349	RC07GF622J	2	16
81349	CP05A1KB104K	4	1	81349	RC07GF622J	4	17
81349	CP05A1KB224K3	3	3	81349	RC07GF680J	3	12
81349	CSR13E156KL	2	2	81349	RC07GF683J	2	12
81349	CSR13E156KL	4	2	81349	RC07GF822J	4	23
81349	CS13AE150K	3	4	81349	RC07GF911J	1	50
81349	CS13AE330K	2	4	81349	RC20GF102J	2	22
96238	C42000031	3	2	81349	RC20GF151J	4	19
81349	FHN20G	1	51	81349	RC20GF152J	4	25
81349	F02A250V1-2AS	1	52	81349	RC20GF221J	2	20
81349	JAN1N277	2	6	81349	RC20GF221J	4	22
81349	JAN1N277	4	7	81349	RC20GF301J	1	20
81349	JAN1N3027B	5	1	81349	RC20GF391J	2	18
81349	JAN1N3611	3	6	81349	RE60G3001	1	41A
81349	JAN1N3611	5	3	80063	SC-B-98316	1	61
81349	JAN1N645	5	4	80063	SC-C-76202-1	1	26
81349	JAN1N647-1	2	5	80063	SC-D-552167	1	24
81349	JAN1N647-1	4	6	80063	SC-D-552250	1	12
81349	JAN2N2905A	2	8	80063	SM-B-552115	1	1
81349	JAN2N2905A	4	9	80063	SM-B-552120	1	17
81349	JAN2N3799	4	8	80063	SM-B-552121	1	15
81349	JAN2N6053	1	43	80063	SM-B-552168	1	11
00853	KR10F181GN	3	2	80063	SM-C-352361	1	33
96906	MS15567-1	1	47	80063	SM-C-552112GR1	1	5
96906	MS15795-808	1	29	80063	SM-C-552112GR2	1	10
96906	MS21318-21	1	18	80063	SM-C-552156	1	44
96906	MS25100-22	1	21	80063	SM-C-552164	1	7
96906	MS25100-23	1	55	80063	SM-C-552257	1	25
96906	MS25237-327	1	19	80063	SM-C-552263	1	34
96906	MS25256.2	1	4	80063	SM-C-552264	1	35
96906	MS35233-18	1	36	80063	SM-C-552268	2	23
96906	MS35233-31	1	6	80063	SM-C-552268	4	26
96906	MS35233-31	1	48	80063	SM-C-552270	3	17
96906	MS35233-5	1	41B	80063	SM-C-552270	5	8
96906	MS35234-62	1	14	80063	SM-C-867005	5	5
96906	MS35337-77	1	41D	80063	SM-C-98314GR3	1	59
96906	MS35337-79	1	9	80063	SM-D-552105	1	57
96906	MS35337-81	1	30	80063	SM-D-552251	1	2
96906	MS35338-135	1	38	80063	SM-D-552252	1	49
96906	MS35649-224	1	41C	80063	SM-D-552253	1	13
96906	MS35649-264	1	8	80063	SM-D-552256	1	23
96906	MS35649-44	1	37	80063	SM-D-552260	1	39
96906	MS35650-104	1	31	80063	SM-D-552262	1	32
96906	MS51957-3	1	42	80063	SM-D-552265	1	3
81349	M39003/01-2257	4	5	80063	SM-D-552266	2	24
81349	M39003/01-3009	1	56	80063	SM-D-552266	4	27
80205	NAS679C06M	5	6	80063	SM-D-867004	3	18
95987	NW10-4374	1	28	80063	SM-D-867004	5	10
81349	PB078NA02	1	27	8003	SM-D-98303GR3	1	60
81349	RCR07G301JS	5	7	80063	SMB552122	1	16
81349	RCR07G391JS	5	9	28250	SR-5L-1	1	46
81349	RCR32G102JM	3	16	80063	1N3026B	3	7
81349	RCR32G102JM	5	2	81350	1N645	3	5
81349	RC07GF102J	1	54	95263	12-30XP13	1	40
81349	RC07GF102J	2	19	81349	2N3799	2	7
81349	RC07GF102J	4	21	81349	2N404	3	9
81349	RC07GF103J	2	15	81073	31-1	2	25
81349	RC07GF103J	4	16	81073	31-1	3	19
81349	RC07GF122J	2	10	81349	34200HSA-2	1	53
81349	RC07GF122J	4	11	79963	379	1	22
81349	RC07GF202J	1	58				

NATIONAL STOCK NUMBER AND PART NUMBER INDEX

NOTE: LATEST NATIONAL STOCK NUMBER AND PART NUMBER ASSIGNMENTS ARE INCLUDED AT END OF INDEX

STOCK NUMBER	FIGURE NO.	ITEM NO.	FSCM	PART NUMBER	FIGURE NO.	ITEM NO.
5905-00-111-4750	4	12	96906	MS91528-1K2B	1	62

By Order of the Secretary of the Army:

E. C. MEYER
General, United States Army
Chief of Staff

Official:

ROBERT M. JOYCE
Brigadier General, United States Army
The Adjutant General

DISTRIBUTION:

To be distributed in accordance with Special Mailing List.

RECOMMENDED CHANGES TO EQUIPMENT TECHNICAL PUBLICATIONS



THEN... JOT DOWN THE DOPE ABOUT IT ON THIS FORM. CAREFULLY TEAR IT OUT, FOLD IT AND DROP IT IN THE MAIL.

SOMETHING WRONG WITH THIS PUBLICATION?

FROM (PRINT YOUR UNIT'S COMPLETE ADDRESS)
 Commander
 Stateside Army Depot
 ATTN: AMSTA-US
 Stateside, N.J. 07703

DATE SENT
 10 July 1975

PUBLICATION NUMBER TM 11-5840-340-20P	PUBLICATION DATE 23 Jan 78	PUBLICATION TITLE Radar Set AN/PRC-76
--	-------------------------------	--

BE EXACT PIN-POINT WHERE IT IS				IN THIS SPACE TELL WHAT IS WRONG AND WHAT SHOULD BE DONE ABOUT IT:
PAGE NO	PARA-GRAPH	FIGURE NO	TABLE NO	
33				For item 2, change the NSN to read: 5835-00-134-9186. Reason: Accuracy.
44		19		Identify the cover on the junction box (item no. 5). Reason: It is a separate item and is not called out on figure 19.
45				Add the cover of the junction box as an item in the listing for figure 19. Reason: Same as above

SAMPLE

TEAR ALONG PERFORATED LINE

PRINTED NAME GRADE OR TITLE AND TELEPHONE NUMBER
 SSG I. M. DeSpirit of 999-1776

SIGN HERE

DA FORM 2028-2
 1 JUL 79

PREVIOUS EDITIONS ARE OBSOLETE.

PS--IF YOUR OUTFIT WANTS TO KNOW ABOUT YOUR RECOMMENDATION MAKE A CARBON COPY OF THIS AND GIVE IT TO YOUR HEADQUARTERS

RECOMMENDED CHANGES TO EQUIPMENT TECHNICAL PUBLICATIONS



THEN...JOT DOWN THE DOPE ABOUT IT ON THIS FORM. CAREFULLY TEAR IT OUT, FOLD IT AND DROP IT IN THE MAIL.

SOMETHING WRONG WITH THIS PUBLICATION?

FROM: (PRINT YOUR UNIT'S COMPLETE ADDRESS)

DATE SENT

PUBLICATION NUMBER

TM 11-5805-356-34P-2

PUBLICATION DATE

26 Oct 81

PUBLICATION TITLE

Converter, Telegraph-Telephone Signal CV-425/U

BE EXACT PIN-POINT WHERE IT IS

PAGE NO.	PARA GRAPH	FIGURE NO.	TABLE NO.

IN THIS SPACE TELL WHAT IS WRONG AND WHAT SHOULD BE DONE ABOUT IT:

TEAR ALONG PERFORATED LINE

PRINTED NAME GRADE OR TITLE AND TELEPHONE NUMBER

SIGN HERE

DA FORM 2028-2
1 JUL 79

PREVIOUS EDITIONS ARE OBSOLETE

P.S. --IF YOUR OUTFIT WANTS TO KNOW ABOUT YOUR RECOMMENDATION MAKE A CARBON COPE OF THIS AND GIVE IT TO YOUR HEADQUARTERS.

FILL IN YOUR
UNIT'S ADDRESS

FOLD BACK

DEPARTMENT OF THE ARMY

OFFICIAL BUSINESS
PENALTY FOR PRIVATE USE \$300

POSTAGE AND FEES PAID
DEPARTMENT OF THE ARMY
DOD 314



TEAR ALONG PERFORATED LINE

Commander
US Army Communications-
Electronics Command
ATTN: DRSEL-ME-MQ
Fort Monmouth, New Jersey 07703

